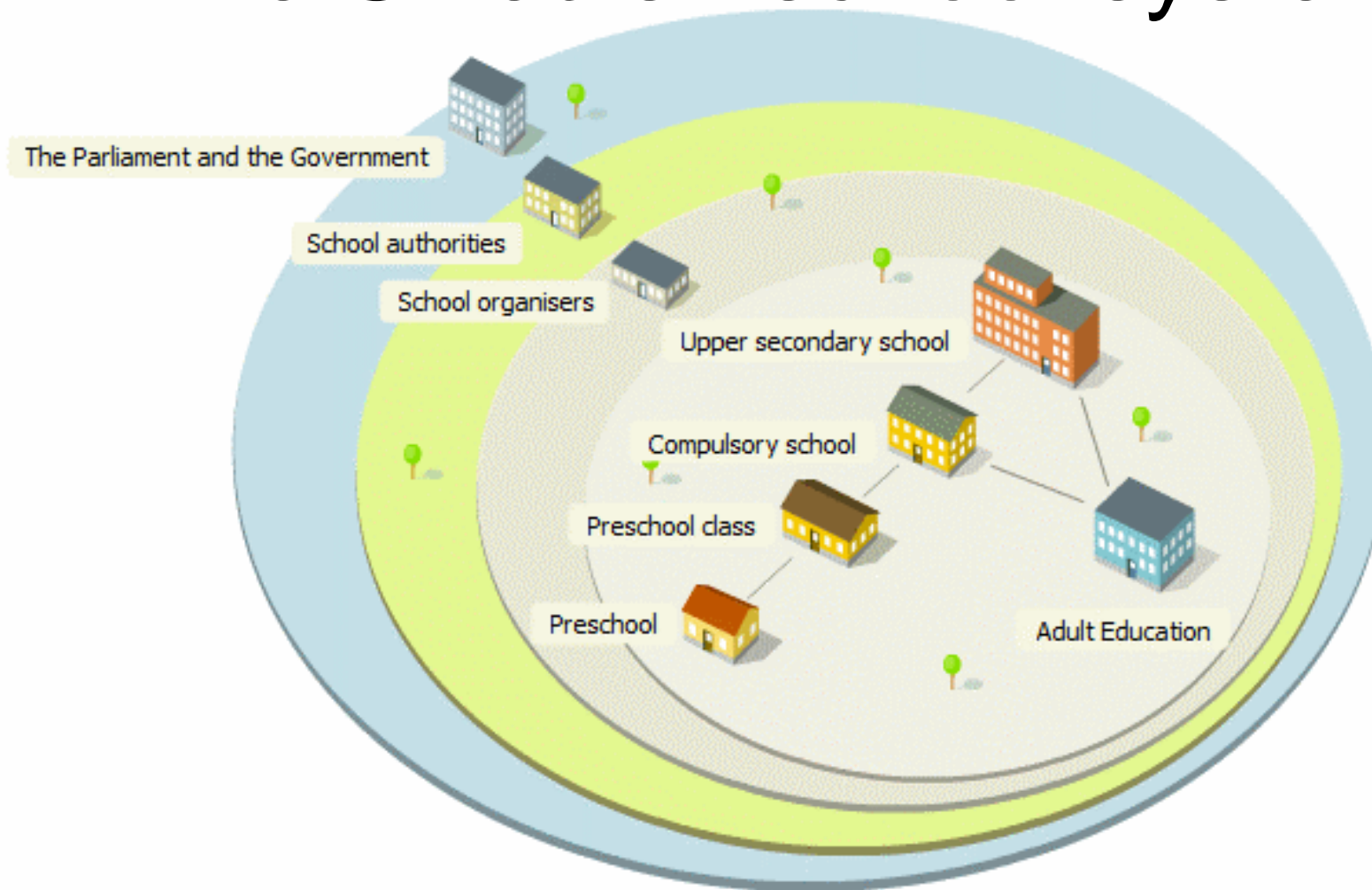


# ICT in Swedish schools

by Anna-Kerstin Winckler



# The Swedish school system



<http://skolnet.skolverket.se/inflytande/engelska/popup.html>

# Portals

- Sweden has no national portal
  - every institution and municipality has its own way to handle it. In some cities it was made years ago and in others the leaders just found that "we have to do something, NOW".
- With Fronter we will get a portal in Halmstad.
  - It will be possible to get a better communication between school and home.
  - Better support for IUP, Individual Development Plans for pupils.
  - It will be easier to use digital learning resources.

# National Projects to change education with ICT

- KK-project 1996-1999
  - Some municipalities where chosen to start projects and to evaluate the result. ([www.kks.se](http://www.kks.se))
- ITiS – new project 1999-2002
  - Teachers were invited to take part and groups of teachers had meetings with a tutor to find ways to use IT in school
- PIM 2007 –
  - Practical IT and Media skills – produced by The Swedish National Agency for School Improvement and available to anyone with an interest in the field, completely free of charge.
  - Examination after level 2 or 3 when the participants discuss how they can use their new knowledge in everyday work.  
([www.pim.skolverket.se](http://www.pim.skolverket.se))



# Material for inspiration

Skolverket > IT för pedagoger In English | Lyssna | Webbarta

## IT för pedagoger

IT-resurser för undervisning

Hem Nyheter Forskning Hitta material Lär dig mer Teman Om IT för pedagoger

**In English**

- ICT for teachers
- Digital learning resources
- Practical IT and media skills (PIM)
- Find resources
- Learn more
- Contact us



**ICT for teachers**

The Swedish National Agency for Education runs ICT for teachers, a web for teachers with an interest in using ICT as a tool for education.

**Effective use of ICT in schools - Analysis of international research**

The analysis shows that there is no automatic correlation between ICT usage and results. Based on both Swedish and international research, the aim of this analysis is to gain an idea of under what circumstances ICT/technology can positively contribute to learning and fulfillment of the objectives.

**Swedish teachers learn practical IT and media skills**

PIM - Practical IT and media skills is a Swedish Internet resource which purpose is to enhance teachers skills when it comes to using Information Technology in schools. In autumn 2007 participated 100 municipalities and 30.000 teachers worked in the education platform.

**Digital learning resources in education**

The book "Digital learning resources - possibilities and challenges for the school" describes what digital learning resources are and how they can be used in education. The aim is to promote the use of digital learning resources in education in Sweden. Three chapters have been translated into English.

**eTwinning - a framework for schools to collaborate on the Internet**

**Webbtips**

**Learn more about Nobelprize**

Read about The Nobel Prize that is administered by the Nobel Foundation in Sweden. Here you also find educational games and simulations. They are based on Nobel Prize-awarded achievements in physics, chemistry, physiology or medicine, literature, peace and economics. (Nobelprize.org)

**Take a tour to the Swedish School System**

The presentation gives you information about how the Swedish School System works. You can also read about the right of children, students and parents to influence over the education. (The Swedish National Agency for Education)

**Thinking of studying in Sweden?**

The Swedish Institute each year funds approximately 150 scholarships for students and researchers coming to Sweden to pursue their objectives at a Swedish university or university college. (Swedish Institute)

**Search for schools in Sweden?**

The Swedish National Agency for Education provides information about post- and intermediate schools in Sweden. (The Swedish National Agency for Education)

**Tryck till!**

Vad tycker du om webbplatsen?  
Skicka e-post till oss.

**Nyhetsbrev**

Beställ nyhetsbrevet IT för pedagoger så får du nyheter en gång i månaden.

**Nyhetsflöde (RSS)**

Få senaste nytt direkt till din webbläsare, intranät eller webbplats.  
Se alla nyhetsflöden.

**Pågående aktiviteter**

2008-11-14-2009-12-14  
Tävling: Sökmästaren  
1 2 3 Nästa

**Kommande aktiviteter**

2009-05-19-2009-05-20  
Konferens: Framtidens lärande - är här och nu

**In English**

- ICT for teachers
- Digital learning resources
  - What are digital learning resources?
  - Why use digital learning resources?
  - Using and producing digital learning resources
- Practical IT and media skills (PIM)
- Find resources
- Learn more
- Contact us



**Digital learning resources**

The Swedish National Agency for Education provides a book about digital learning resources. Here you will find some of the chapters in English.



The book "Digital learning resources - possibilities and challenges for the school" was published in October 2007. The book describes what digital learning resources are and how they can be used in education. The aim is to promote the use of digital learning resources in education in Sweden.

Jan Hylén, the author of the book, has a long experience from working with questions concerning ICT in schools.

**The book is available only in Swedish, but** three chapters have been translated into English:

- What are digital learning resources?
- Why use digital learning resources?
- Using and producing digital learning resources

**If you want more information contact**

Christina Szekely Projektledare  
Utvärderingsavdelningen, kompetensutveckling  
✉ christina.szekely@skolverket.se

**Related links**

**The Swedish Link Library**

The Swedish Link Library (Länkskafferiet) is a database for educational use and is meant to be a pedagogical aid for Swedish pupils in their search for useful information on the Internet. (Länkskafferiet)

**Check the Source**

This website is an aid for teaching children how to search for and evaluate webpages and other sources of information. (Check the Source)

**Creative Commons**

Read more about creative commons.

**Google Earth**

See satellite imagery, maps, terrain and 3D buildings. (Google)

**Google Maps**

Provides directions, interactive maps, and satellite/aerial imagery. (Google)

**Yahoo Maps**

Find maps on the Internet and zoom in and out. (Yahoo Inc)

**Gampinder**

Trendalyzer software visualises statistical time series by converting boring numbers into enjoyable, animated and interactive graphics. (Gampinder)

**Second Life**

Second Life is a 3-D virtual world entirely created by its residents. (Linden research Inc)

**Wikipedia**

Wikipedia is a free encyclopedia on the Internet that anyone can edit.

[http://itforpedagoger.skolverket.se/in\\_english](http://itforpedagoger.skolverket.se/in_english)

# PIM




The screenshot shows the PIM website interface. At the top, there is a navigation bar with the following tabs: HANTERA, SÖKA, SKRIVA, KOMMUNICERA, BILD, LJUD, PRESENTERA, PLANERA, VIDEO, and LÄRRRESURSER. The main content area features a large heading "PIM utvecklar din IT-kompetens" and a subheading "Arbetar du i förskola eller skola och vill utveckla ditt arbete med IT i verksamheten?". Below this, there is a paragraph of text: "Här hittar du tio inspirerande handledningar som kan hjälpa dig höja din IT och mediekompetens. PIM kan du studera tillsammans med dina arbetskamrater men också använda som stöd i ditt eget dagliga arbete. Du väljer själv din väg genom handledningarnas alla exempel, övningar och filmer." To the right of the text, there is a search bar with the label "Sök". At the bottom of the main content area, there is a photograph of three people (two men and one woman) sitting around a table, looking at a laptop screen. The left sidebar contains a menu with the following items: "OM PIM", "Vad är PIM?", "Studiehjälp", "Programvaror i PIM", "Till huvudman", "Informationsmaterial", "Om webbplatsen", and "Enkät: Vad tycker du?".

[http://itforpedagoger.skolverket.se/in\\_english/pim](http://itforpedagoger.skolverket.se/in_english/pim)

[www.pim.skolverket.se](http://www.pim.skolverket.se)

# Inspiration - leaders



Den här sidan har [översatts automatiskt](#) från svenska. [Tillbaka till](#)

[Visa ursprunglig webbsida](#) eller för musen över texten för att visa källspråket.

Skolverket > Lead with IT

Listen | Sitemap  Search


Leda med IT
Resurser för skolledare

Home Lead Managing learning Promote school Knowing what is right Tips on tools Studiehandledning About this site

Welcome to Online Lead with IT!

The site of the school who want to use IT in support of their strategic work.


---

 Have your say!


What do you think about this page?

[Send email to us.](#)

---


 New link icon

Starting in October 2008, we exchanged our external link icons.

 This icon means that the link is external and will open in a new window.


## Facilitate leadership with IT

Half of all teachers in the country are using the computer more than 20 hours per week in their work. Some principals believe that IT eats up their time while others think that the technology facilitates leadership. This site aims to you as a school through facts, inspiration from other, call and query lists can develop your management team and the use of IT in the leadership mission.



## Bondegarder foreign

Now you have used the crayons in half an hour, it is time to stop. No, so do not say the staff at the nursery for the children. But the computer has, in many kindergartens this approach, "says Ann-Katrin Svensson at Jönköping University.



## Lead

How can information technology be used in a school's systematic quality work.



## Managing learning

How can information technology be used for staff, students, Vice-


New article in the April 2008

**Product quality in picture**

Read about schools and municipalities that want to take advantage of the media and think again to present the school's quality.

(new Article April 2008)

See a movie

 **Short Film Highlights the Sad State of Higher Education**

Worthy, ambitious and perhaps a little provocative American short film about learning in higher education. Krockers old teaching / lectures traditions and young people's world.

<http://ledamedit.skolverket.se/>



# Multimedia



**Multimediasbyrå**

Kurser Trekvarten Arkiv Tema Reportage Information

**Nytt i arkiven**

Månadens musik

Beletto  
Gycklardans  
Gymping  
Karneval

Månadens bilder

Stärta bildspelet

Animerad fakttagrafik

Guidad tur

Vad är PIM?  
Kurser, manualer,  
PIM och uppgifter

**Nyheter i Storylinetemat**

I temat Storyline finns spännande idéer kring hur du kan använda digitala tekniker i storyline eller annan undervisning. Lär dig göra tredimensionella hus i SketchUp, ljugra med bilder i PhotoFiltre, skapa tankekartor och använda kartor och satellitbilder från nätet. Vill du veta mer om arbetssättet Storyline så lyssna på föreläsningen med Ylva Lundin. Vill du planera en egen storyline finns en handledning med tips och råd.

[Läs mer på Tema - Storyline](#)

**Visual Communicator 3**

Här kan du lätt skapa ditt eget nyhetsprogram med ett proffsigt resultat. Publicera sen dina nyheter på YouTube, skicka länken till dina vänner och vips är du en lokal maktfaktor i den globala nyhetsvärlden!

[Läs mer på Trekvarten - Video](#)

**Persongalleri**

Med vårt persongalleri kan du skapa pigga pensionärer, tuffa tonåringar, fantasifulla fyrtioåringar eller andra persontyper. Använd sedan personen i animationer, filmer eller som karaktär i en Storyline.

[Läs mer på Arkiv - Persongalleri](#)



Google™

Den här sidan har [översatts automatiskt](#) från svenska.  
[Visa ursprunglig webbsida](#) eller för musen över texten för att visa källspråket.

Courses **Three-quarter** Archives Tema Reportage Information

**Three-quarter**

Picture  
Audio  
Video  
Publish  
Present  
Write

**Trekvarten**

Want to learn something new now? In Three-quarter you can find concrete and practical exercises that you can try now the same. Many of the exercises also leads to a result you can use immediately.

In Three-quarter used a variety of software and services. They are selected either because they are common in school or because they are free.

Each exercise starts with you know what you will create, what you need and what you will learn. You can adapt the exercise and create exactly what you need. Texts written for you as a teacher, but many of the ideas in the Three-quarter can also be used directly with students.

Wondering why it's called Three-quarter? Each exercise is short enough that you should have time to go through it on forty-five minutes.

<http://www.multimedia.skolverket.se/>