blocs.xtec.cat/iescubelles

Dashboard

1 Nov 2007 - 15 Jun 2008

Comparing to: Site

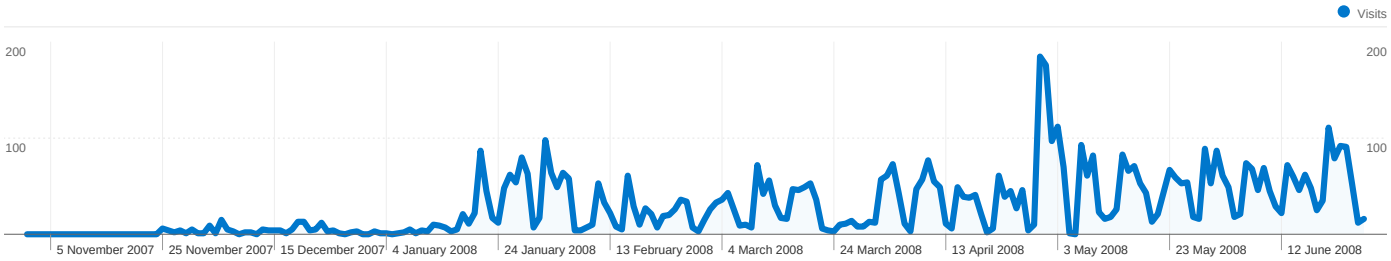

Site Usage

6,413 Visits

13,209 Page Views

2.06 Pages/Visit

65.84% Bounce Rate

00:01:32 Avg. Time on Site

23.58% % New Visits

Visitors Overview

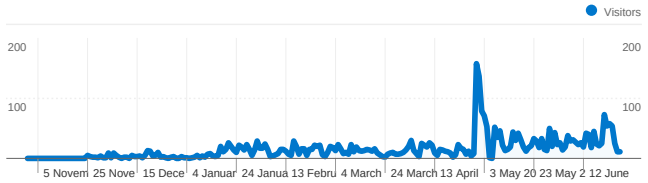

Visitors
1,536

Map Overlay world

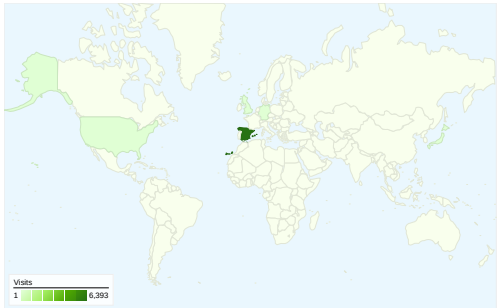

Traffic Sources Overview

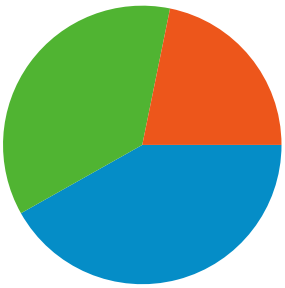

- **Search Engines** 2,683 (41.84%)
- **Referring Sites** 2,332 (36.36%)
- **Direct Traffic** 1,398 (21.80%)

Content Overview

Pages	Page Views	% Page Views
/iescubelles	7,146	54.10%
/iescubelles/	744	5.63%
/iescubelles/2008/04/18/sant-	681	5.16%
/iescubelles/calendari/	497	3.76%
/iescubelles/ensenyament/	394	2.98%

blocs.xtec.cat/iescubelles

Visitors Overview

1 Nov 2007 - 15 Jun 2008

Comparing to: Site

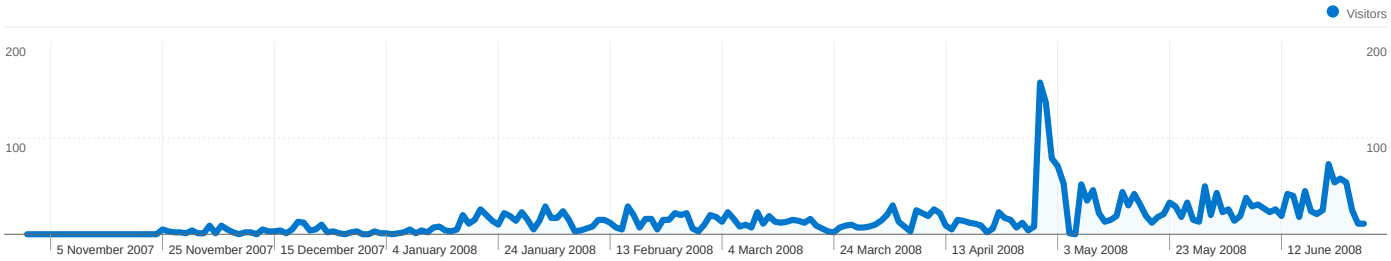

1,536 people visited this site

6,413 Visits

1,536 Absolute Unique Visitors

13,209 Page Views

2.06 Average Page Views

00:01:32 Time on Site

65.84% Bounce Rate

21.58% New Visits

Technical Profile

Browser	Visits	% visits
Internet Explorer	5,158	80.43%
Firefox	1,151	17.95%
Opera	82	1.28%
Safari	16	0.25%
Mozilla	5	0.08%

Connection Speed	Visits	% visits
DSL	4,806	74.94%
Unknown	1,535	23.94%
Cable	48	0.75%
T1	22	0.34%
Dialup	2	0.03%

blocs.xtec.cat/iescubelles

Traffic Sources Overview

1 Nov 2007 - 15 Jun 2008
Comparing to: Site

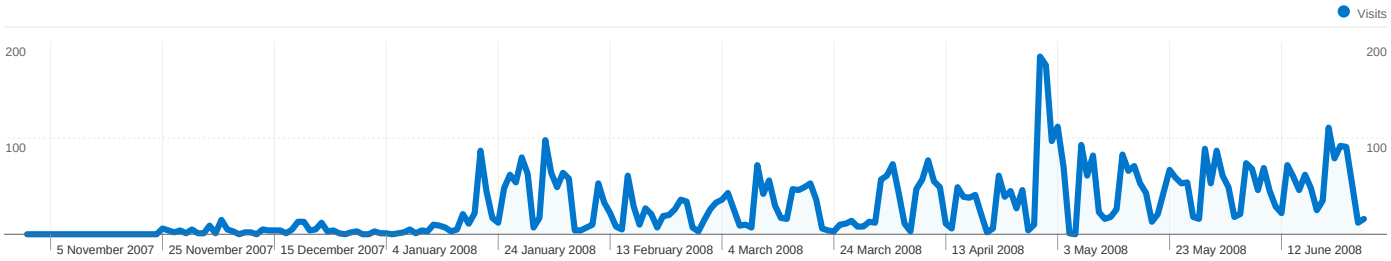

All traffic sources sent a total of 6,413 visits

21.80% Direct Traffic

36.36% Referring Sites

41.84% Search Engines

Search Engines
2,683 (41.84%)

Referring Sites
2,332 (36.36%)

Direct Traffic
1,398 (21.80%)

Top Traffic Sources

Sources	Visits	% visits
google (organic)	2,673	41.68%
(direct) ((none))	1,398	21.80%
xtec.cat (referral)	1,324	20.65%
xtec.net (referral)	326	5.08%
filosofiaiescubelles.blogspot.c	171	2.67%

Keywords	Visits	% visits
whitefield bloc	633	23.59%
toomates	451	16.81%
blocs xtec cat clicc	413	15.39%
treballs de recerca	205	7.64%
ies cubelles	175	6.52%

Map Overlay

1 Nov 2007 - 15 Jun 2008
Comparing to: Site

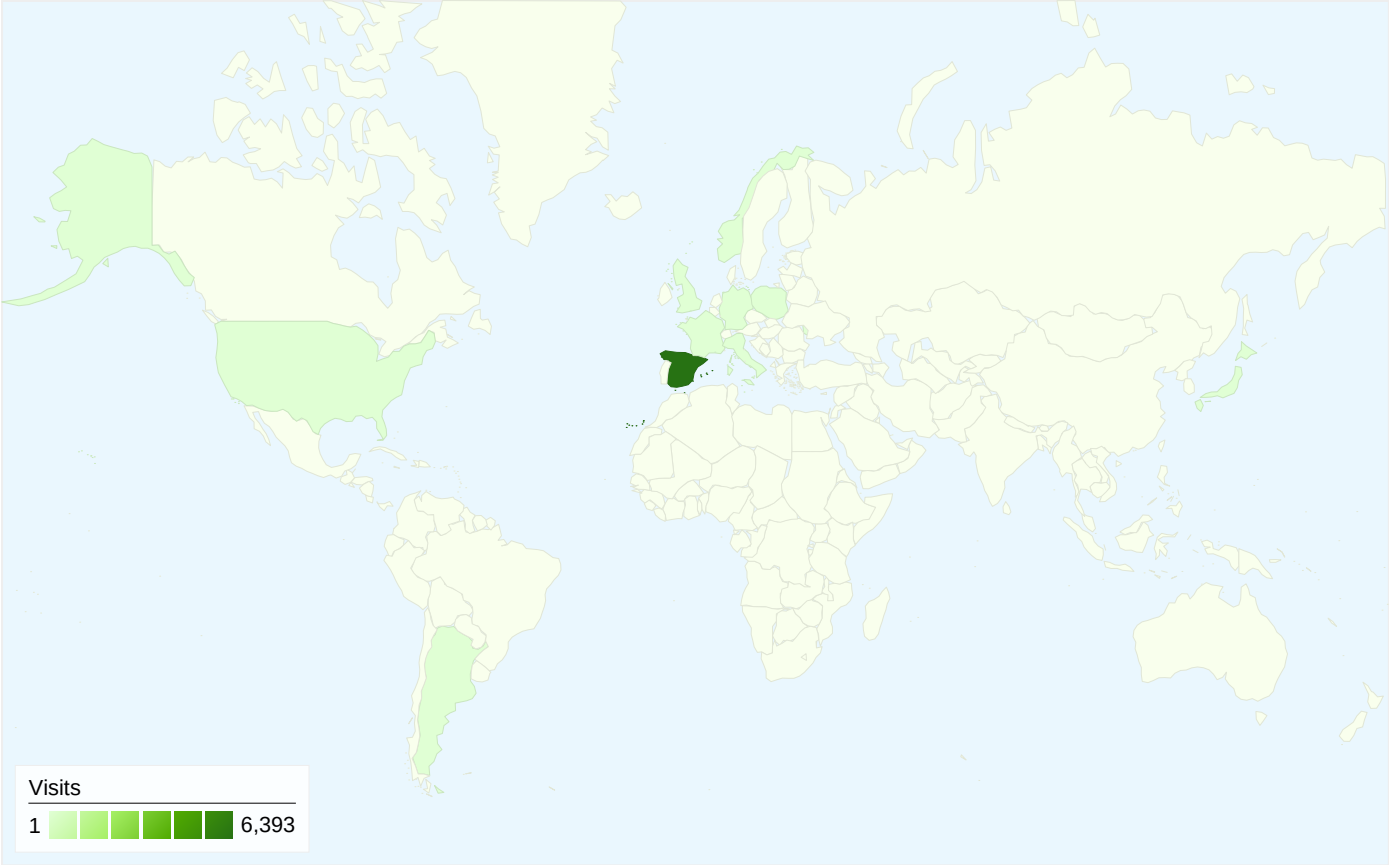

6,413 visits came from 11 countries/territories

Site Usage

Visits	Pages/Visit	Avg. Time on Site	% New Visits	Bounce Rate
6,413 % of Site Total: 100.00%	2.06 Site Avg: 2.06 (0.00%)	00:01:32 Site Avg: 00:01:32 (0.00%)	21.58% Site Avg: 23.58% (-8.47%)	65.84% Site Avg: 65.84% (0.00%)

Country/Territory	Visits	Pages/Visit	Avg. Time on Site	% New Visits	Bounce Rate
Spain	6,393	2.06	00:01:32	21.37%	65.85%
United States	5	2.00	00:00:53	100.00%	40.00%
Germany	4	1.50	00:02:48	75.00%	50.00%
United Kingdom	4	1.00	00:00:00	75.00%	100.00%
Japan	1	1.00	00:00:00	100.00%	100.00%
Poland	1	1.00	00:00:00	100.00%	100.00%
France	1	1.00	00:00:00	100.00%	100.00%
Argentina	1	2.00	00:01:32	100.00%	0.00%
Moldova	1	3.00	00:05:57	100.00%	0.00%
Norway	1	1.00	00:00:00	100.00%	100.00%

1 - 10 of 11

blocs.xtec.cat/iescubelles

Content Overview

1 Nov 2007 - 15 Jun 2008

Comparing to: Site

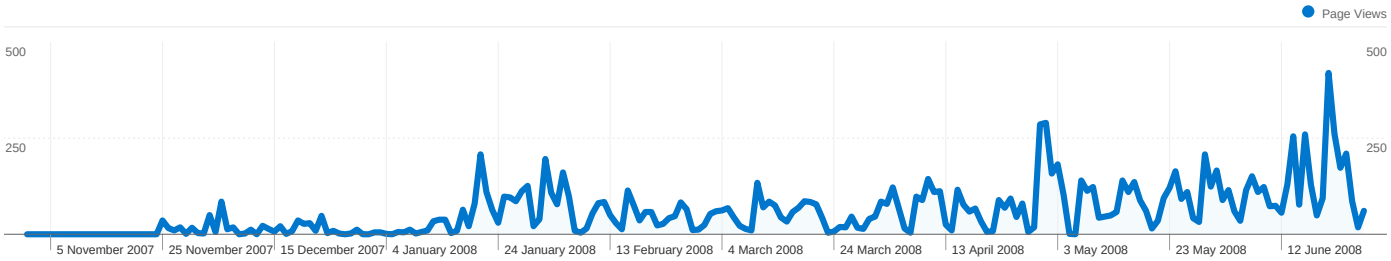

Pages on this site were viewed a total of 13,209 times

13,209 Page Views

9,614 Unique Views

65.84% Bounce Rate

Top Content

Pages	Page Views	% Page Views
/iescubelles	7,146	54.10%
/iescubelles/	744	5.63%
/iescubelles/2008/04/18/sant-jordi-2008/	681	5.16%
/iescubelles/calendari/	497	3.76%
/iescubelles/ensenyament/	394	2.98%