

PROGRAMA AUXILIARS DE CONVERSA FITXA D'ACTIVITAT

Títol	SPEED DATING				
Nivell educatiu	BATXILLERAT	Curs	2ND COURSE	Idioma	ENGLISH
Centre	I.E.S VENTURA GASSOL (BADALONA)				
Codi centre	08046751	ST	BARCELONA COMARQUES		
Nom auxiliar	JACLYN WILSON		Nom tutor/a	JOANA SERRANO	

OBJECTIUS	De convivència, sensibilització i interculturalitat	<ul style="list-style-type: none"> ✚ To introduce students to aspects from the foreign culture that have crossed our frontiers, in this case ways to relate with other people in order to start a relationship ✚ To engage students not only in cooperative work and pairwork but also group work. ✚ To negotiate with the group
	De comunicació i aprenentatge lingüístic	<ul style="list-style-type: none"> ✚ To use language structures related to introducing oneself, expressing likes and dislikes, question making, opinion statements (in my opinion, etc.) and to introduce vocabulary expressions related to the topic love relationships (love at first sight, etc.).

STEP 1- WARM UP (15 minutes)

Students watch the following video from the series friends and answer some comprehension questions about the video.

STEP 2- PRE-TASK (+/-10 minutes)

The teachers give the students four cards with two positive and two negative adjectives of personality. With these adjectives students, individually, will have to create a new personality. They have to include the personality adjectives in their new identities in order to find their ideal partner.

STEP 3- TASK- SPEED DATING (+/-25 minutes)

The teachers divide the class into two big groups. Students, in pairs, sit face to face and ask the other person questions to see if they are their ideal partner, taking into account the adjectives in their personality. After five minutes' of chatting, the student's time is up and they change partner. Students have to give a mark out of ten to each person they interview.

STEP 4- RESULT- CHOOSING YOUR IDEAL PARTNER

(+/- 10 minutes)

After they finish all the interviews, students introduce themselves and say which person they have chosen as their ideal partners and why.






The teachers write down the different candidates' marks on the blackboard to see who the favourite partner of the class is.


FOLLOW-UP- Homework. Students listen to some expressions related to love relationships. They have to write sentences including these collocations. After that they do a fill in the blanks exercise.write sentences including these collocations. After that they do a fill in the blanks exercise.

		<p>√√- Students enjoyed the activity very much. Even students who have problems expressing themselves in English participated actively in the class.</p>
	Observacions	<p>xx- At the beginning, some students felt a little bit embarrassed about interviewing their classmates, but the invented personality helped them get over the embarrassment.</p>

COMPETÈNCIES	Comunicativa lingüística i audiovisual	√
	Artística i cultural	√
	Tractament de la informació i competència digital	√
	Aprendre a aprendre	√
	Autonomia i iniciativa personal	√
	Social i ciutadania	√

ORGANITZACIÓ ALUMNAT	Individual	√
	Parelles	√
	Petits grups	√
	Equip	
	Tota la classe	√
	Altres	

RECURSOS	<ul style="list-style-type: none">  Friends (youtube video- Moodle platform)  Photocopy with comprehension questions (word)  Personality adjectives cards  Candidate cards  Webpage with love idioms exercises.
-----------------	---

ANNEXOS	<ul style="list-style-type: none">  1 File attached with all materials (cards, Youtube links, etc.) 	DATA	November 2009
----------------	---	-------------	----------------------